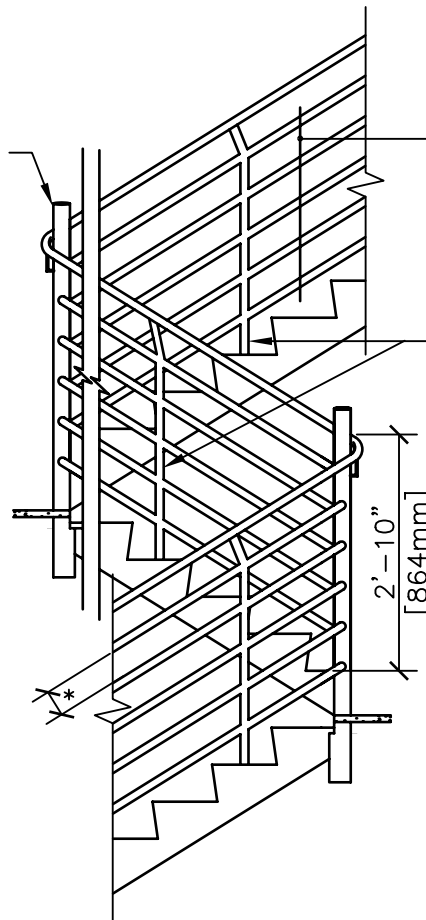


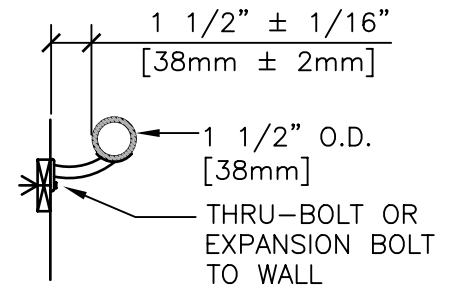
4"x4"  
[102x102mm]  
NEWEL POST  
EACH LANDING

6 EQUAL SPACES  
3.9" [99mm]  
APART (REJECT 4"  
DIA. SPHERE)

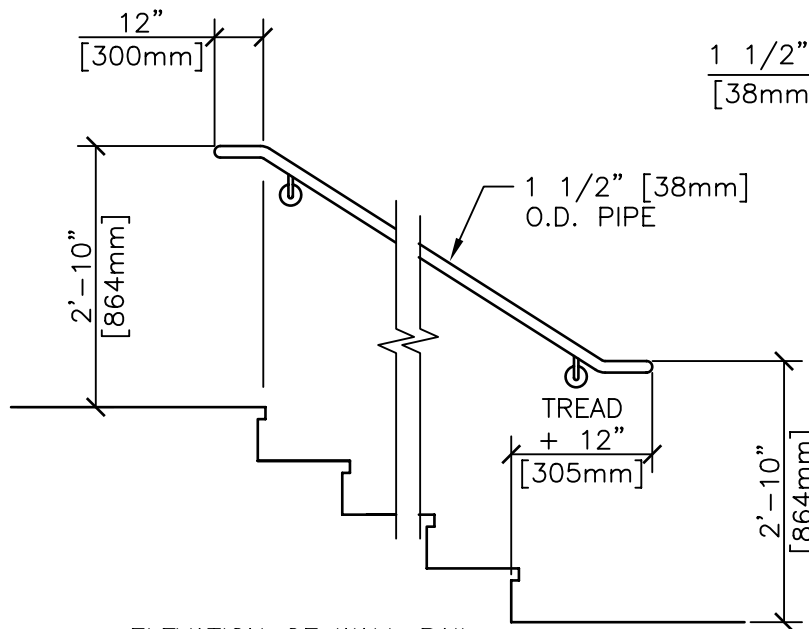
1 1/2" [38mm] O.D.  
PIPE



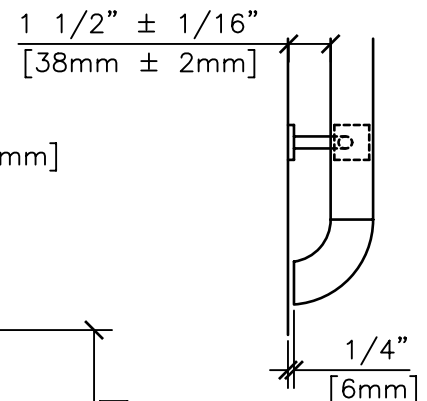
SECTION AT LANDINGS




SECTION THROUGH WALL RAIL



ELEVATION OF WALL RAIL



PLAN VIEW



## EXIT STAIR DETAILS

NTS



Department of  
Veterans Affairs

DETAIL TITLE / EXIT STAIR DETAILS

SCALE :NONE

DATE ISSUED: DECEMBER 2008

CAD DETAIL NO.: SD055100-01.DWG