






## COMMUNICATION SYMBOLS

	OUTLET, COMBINATION TELEPHONE/DATA COMMUNICATION
——CATV——	CABLE TELEVISION LINE = CATV
——CCTV——	CLOSED CIRCUIT TELEVISION LINE = CCTV. MINIMUM 1" [25mm] CONDUIT
——FO——	FIBEROPTICS LINE = FO
—— T ——	TELEPHONE LINE = T
—— I ——	INTERCOM LINE = I. MINIMUM 3/4" [19mm] CONDUIT.
—— S ——	SOUND LINE = S
——NC——	NURSE CALL LINE = NC. MINIMUM 3/4" [19mm] CONDUIT.
—— R ——	RADIO CONDUIT RUN, MINIMUM 3/4" [19mm] CONDUIT.
©	TELECOMMUNICATIONS MANHOLE
	FLOOR RECEPTACLE, TELEPHONE
	OUTLET TELEPHONE; LETTER INDICATES AS FOLLOWS: J = JACK TYPE                      W = WALL TYPE
	OUTLET DATA ONLY
	OUTLET; LETTER INDICATES AS FOLLOWS: A = AUDIO                      V = VIDEO                      I = INTERCOM
Ⓢ <sup>x</sup>	SPEAKER, CEILING MOUNTED, "X" INDICATES THE TYPE, PROVIDE SCHEDULE ON LEGEND
Ⓢ <sup>x</sup> <sub>I</sub>	SPEAKER, WALL MOUNTED, "X" INDICATES THE TYPE, PROVIDE SCHEDULE ON LEGEND. MTD. 7'-6" [2286mm] AFF UNLESS OTHERWISE NOTED.
Ⓡ <sub>I</sub>	RADIO CHANNEL SELECTOR FACILITIES, MTD. 4'-6" [1372mm] AFF UNLESS OTHERWISE NOTED.
Ⓡ <sub>M</sub>	SPEAKER PROGRAM SELECTOR SWITCH & VOLUME CONTROL MTD. 4'-6" [1372mm] AFF UNLESS OTHERWISE NOTED.



Department of  
Veterans Affairs

DETAIL TITLE / COMMUNICATION SYMBOLS

SCALE :NONE

DATE ISSUED: DECEMBER 2008

CAD DETAIL NO.:

SD270511-06.DWG